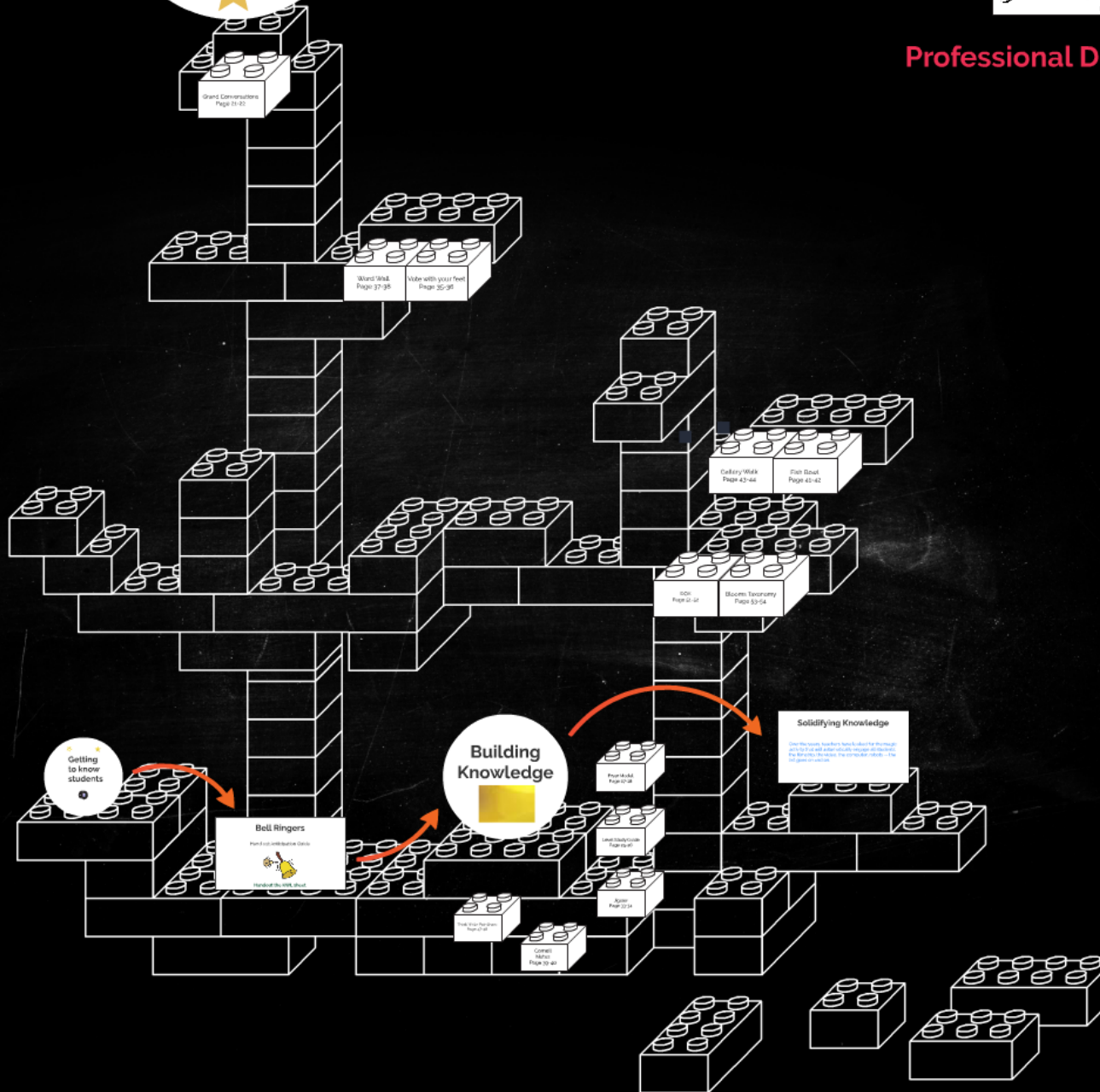


Instructional Strategies



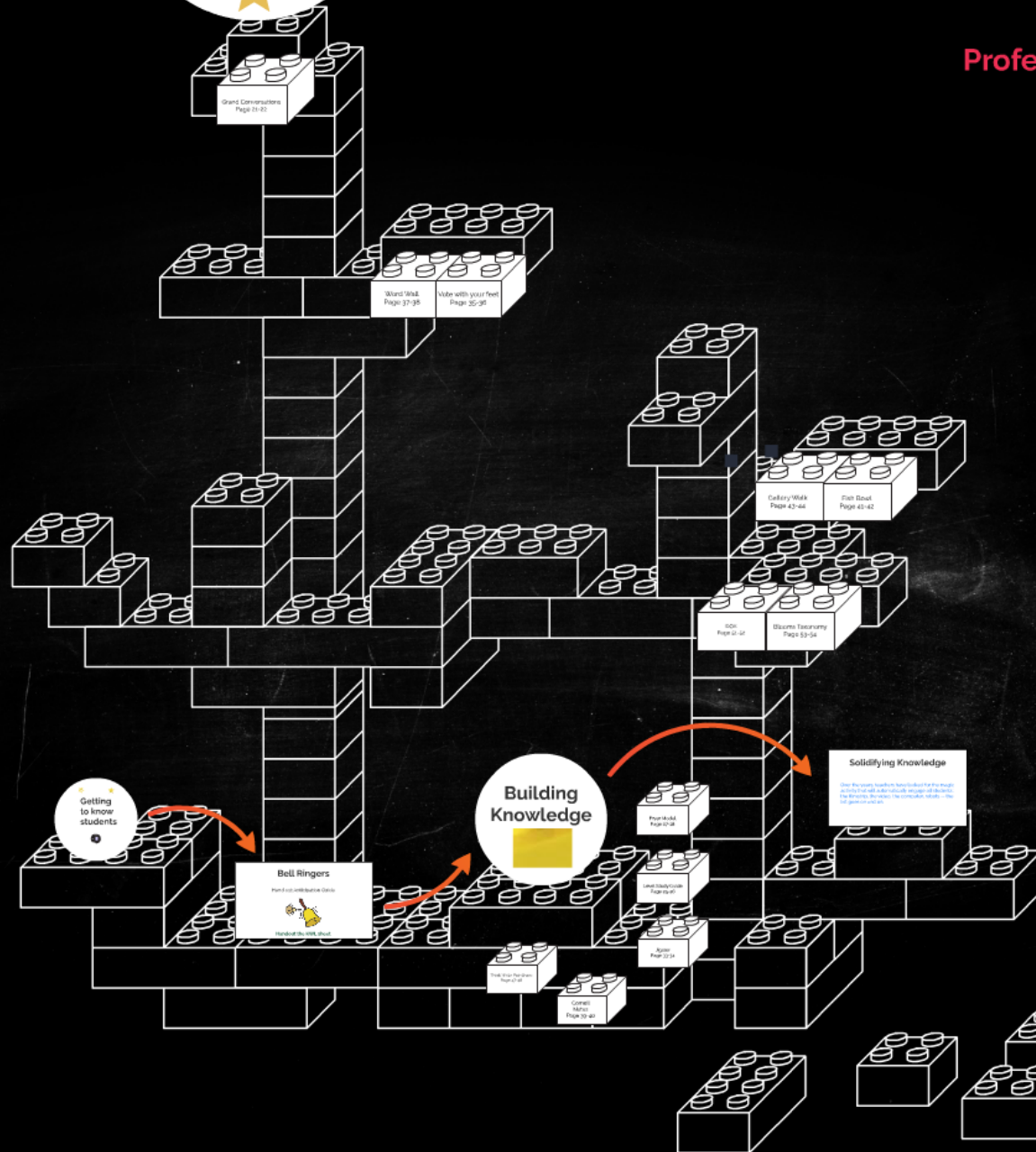
Professional Development



Instructional Strategies



Professional Development





Getting to know students





Hand out Booklets

If you dare to teach, You
must never cease to
learn.

Find someone who...

Page 17-18

Hand out Booklets

If you dare to teach, You must never cease to learn.

ASA 2012 UTOPIAN				
BINGO				
Approving reference to Puro Illegie	"50 Shades of Gray" carried in Tote Bag	Talk on Norms grossly violated in terms of keeping to altered time	R / gorko? user is intolerably smug about their slides	Network graph is indistinguishable from cat hairball
Session Tweeted by two or more audience members	"Auto-da-fe"	Author Meets Somewhat Less Successful Friends Session	"My Question is more of a Comment..."	Presenter tactfully explains origin & meaning of word "Utopia"
"Conditioning on a Collider"	Question from crowd makes everyone shift uncomfortably in their seats	FREE	Altitude-related whining	Utopian Reception degenerates into Hobbesian struggle for site
	Who Something, Beyond Something, or Something Recreates?	Crisis of the Missing Dangle	Presenter clearly does not quite understand their own model	"MapReduce on a Hadoop cluster"
Ethnographers struggle to one-up each other on glib realities of their field sites	Official Mobile App consulted at THE HUB	Drunk while emerging from SRA Banquet	"Seeing as I'm running out of time..."	Repeatable Potential men meets Big Wooden Wheel's cartoon



Diversity
Page 55-56

Web of Inclusion

Diversity Lifeline

Exit Tickets
Page 5-6





Bell Ringers

and out Anticipation Guide

Bell Ringers

Hand out Anticipation Guide



Bell Ringers

Hand out Anticipation Guide



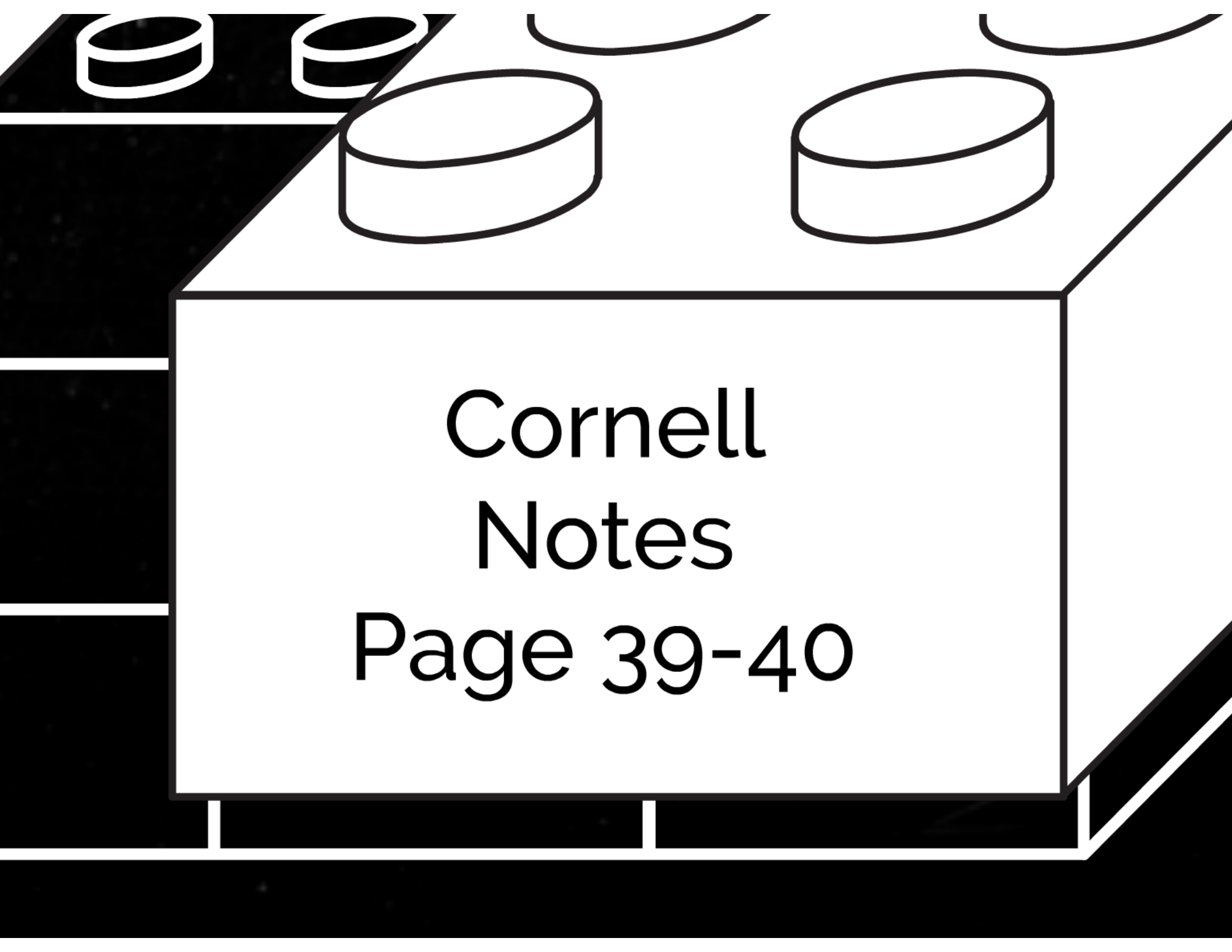
Handout the KWL sheet

Building Knowledge





Think Write Pair Share
Page 47-48

A stylized illustration of a stack of books. The top book is white and has a white box on its cover containing the text 'Cornell Notes Page 39-40'. The books below are black with white outlines. The text is centered on the white box.

Cornell
Notes
Page 39-40



Jigsaw
Page 33-34



Level Study Guide
Page 25-26



Fryer Model
Page 17-18

Solidifying Knowledge

Over the years, teachers have looked for the magic activity that will automatically engage all students: the filmstrip, the video, the computer, robots -- the list goes on and on.




DOK
Page 51-52

Blooms Taxonomy
Page 53-54



Gallery Walk
Page 43-44

Fish Bowl
Page 41-42



Word Wall
Page 37-38

Vote with your feet
Page 35-36

A stylized line-art illustration of a table with several round objects on it. The table is a simple rectangular frame. On the table, there are four round objects, possibly plates or bowls, arranged in two rows. The top row has two objects, and the bottom row has two objects. The objects are simple outlines with a slight shadow on the bottom edge to give them a 3D appearance. The background is black, and the table and objects are drawn with white lines.

Grand Conversations

Page 21-22

Collaborative Poster
Page 15-16

Yes, or NoBut
Page 13-14

RAFT
Page 23-24



Feedback

Quick Write
Page 11-12

Cubing
Page 27-28

Foldables
Page 7-8

Hand out Activity

Focused Free Write
Page 29-30

GIST
Page 31-32



A large, solid gold-colored five-pointed star is centered on a white background. Inside the star, the text "GIST" and "Page 31-32" is displayed in a dark gray, sans-serif font. The text is centered horizontally and vertically within the star's outline.

GIST

Page 31-32



Focused Free Write
Page 29-30



Cubing
Page 27-28



RAFT

Page 23-24

A large, solid gold-colored five-pointed star is centered on a white background. Inside the star, the text "Collaborative Poster" and "Page 15-16" is written in a dark gray, sans-serif font. The text is centered horizontally and vertically within the star's outline.

Collaborative Poster
Page 15-16




Yes, or NoBut
Page 13-14



Quick Write
Page 11-12

Hand out Activity





Give one, Get one, Move on
Page 9-10

A large, solid gold-colored five-pointed star is centered on a white background. Inside the star, the text "Foldables" and "Page 7-8" is written in a dark gray, sans-serif font. The text is centered horizontally and vertically within the star's outline.

Foldables
Page 7-8



Instructional Strategies



Professional Development

