

### Video

Using the occupation cards answer the questions below.

1. List three things that you might observe during your time together if you were job shadowing a surveyor.

- a. \_\_\_\_\_
- b. \_\_\_\_\_
- c. \_\_\_\_\_

2. Below are a couple of questions you might ask the surveyor during your time together.

a. What is your entry level education?  
\_\_\_\_\_

b. What is the starting salary range?  
\_\_\_\_\_ to \_\_\_\_\_

3. List three things that you might observe during your time together if you were job shadowing a cabinetmaker.

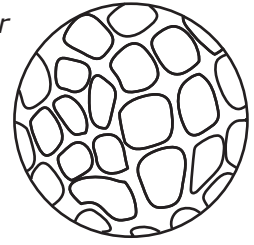
- a. \_\_\_\_\_
- b. \_\_\_\_\_
- c. \_\_\_\_\_

4. Below are a couple of questions you might ask the cabinetmaker during your time together.

a. What is your entry level education?  
\_\_\_\_\_

b. What is the starting salary range?  
\_\_\_\_\_ to \_\_\_\_\_

### Planet R



### Game

Using the occupation cards answer the questions below.

1. In the game you got the chance to work as a landscape gardener. List three things that you might do in this job.

- a. \_\_\_\_\_
- b. \_\_\_\_\_
- c. \_\_\_\_\_

2. Below are a couple of questions you might ask the landscape gardener during your time together.

a. What is your entry level education?  
\_\_\_\_\_

b. What is the starting salary range?  
\_\_\_\_\_ to \_\_\_\_\_

3. If you were to job shadow any of the three jobs above what would you write in a thank you card?

\_\_\_\_\_

\_\_\_\_\_

\_\_\_\_\_

\_\_\_\_\_

\_\_\_\_\_

\_\_\_\_\_

\_\_\_\_\_

\_\_\_\_\_


\_\_\_\_\_

\_\_\_\_\_

\_\_\_\_\_



Name \_\_\_\_\_



## Planet R, The Realistic Planet

On Planet R, the realistic planet, students learn about job shadowing.

In the game for this planet, students shadow a landscape gardener, helping to place plants and landscape features according to a blueprint. The first activity for this planet is a job shadowing checklist that helps students understand what to expect and do before, during and after a job shadowing experience. The second activity asks students to reflect on how much they would like to do the kinds of tasks people with realistic interests and occupations do.

In the game at Level 3 on Planet A, students work as landscape architects to beautify a barren space. They use colored stones, plants and fountains to create a space that people can enjoy. The activity on this planet asks students how they feel experiencing and participating in many kinds of artistic and creative activities.

Here are suggestions for supporting your child's learning:

**Ask:** Would you like doing work with your hands and tools? What kinds of activities do you do now that use your hands or tools? (Examples might include baking, gardening, building model airplanes, flying a drone or making craft projects.) Do you enjoy reading and interpreting instructions like the blueprint in the game, instructions for building models, recipes or patterns? Would you like to go to a business or work site for a few hours and spend time watching someone who does a particular job? What kind of worker would you like to shadow?


**Do:** Take your child to work with you for few hours or even a whole day. Show your child where you work and what you do during your workday. Talk about your work and answer your child's questions.

## Questions

Circle either **Yes** or **No** for each question.

1. Job shadowing can help you plan for your future. **Yes** or **No**
2. Job shadowing can give you a better understanding of the job. **Yes** or **No**
3. Job shadowing will allow you to skip a grade in school. **Yes** or **No**
4. Job shadowing can be highlighted in your career portfolio. **Yes** or **No**
5. Prior to job shadowing you need to choose the occupation you want to learn about. **Yes** or **No**
6. Prior to job shadowing you need to find a person in that occupation who is willing to talk to you. **Yes** or **No**
7. Prior to job shadowing you need to make an appointment with the person to shadow. **Yes** or **No**
8. Prior to job shadowing you need to ask what you should wear, what you should bring and how you should prepare. **Yes** or **No**
9. During your job shadow experience, you need to figure out things on your own. **Yes** or **No**
10. During your job shadow experience, you will be guided by an experienced person. **Yes** or **No**
11. During your job shadow experience, you will teach others how to do their jobs. **Yes** or **No**
12. During your job shadow experience, you will learn what it is like to do some tasks of the job. **Yes** or **No**
13. Job shadowing is better than reading about jobs because you can see what the workplace is like. **Yes** or **No**
14. Job shadowing is better than reading about jobs because you can try doing some small parts of the job. **Yes** or **No**
15. Job shadowing is better than reading about jobs because you get paid. **Yes** or **No**
16. Job shadowing is better than reading about jobs because you might be offered a job. **Yes** or **No**
17. After you have gone on a job shadow you should complain to your friends about the job. **Yes** or **No**
18. After you have gone on a job shadow you should write a thank you note to the person shadowed. **Yes** or **No**
19. After you have gone on a job shadow you should write notes and questions about the day. **Yes** or **No**
20. After you have gone on a job shadow you should go online and learn more if you are interested in job. **Yes** or **No**

## Planet R



## Survey

Circle either **Yes** or **No** or **Maybe** for each question.

1. Do you like to work with tools, machines and equipment? **Yes** or **No** or **Maybe**
2. Do you like to groom, feed and exercise animals? **Yes** or **No** or **Maybe**
3. Do you like to complete hands-on activities? **Yes** or **No** or **Maybe**
4. Do you like to grow flowers and vegetables? **Yes** or **No** or **Maybe**
5. Do you like to see a final product when work is finished? **Yes** or **No** or **Maybe**

## I Statement Assignment

Using the occupation database at the base station choose a career you might like and write a one page report about that career using the writing parameters assigned by your instructor.

