














GRADE

6


Pre-ICAP Development Checklist

Here are the activities you need to complete in sixth grade to ensure that you are on track to completing your individual career academic plan.

Complete the following activities throughout the academic year: ✓

Complete the Holland Code assessment for sixth grade.	
Create an account on 	
Record your Holland scores in External Assessments Scores  	
Import documents into your Portfolio 	
Record your Holland Scores and Explore 	
Take the interest assessment  	
Explore career clusters and identify pathways	
Work-Based Learning 	
Set goals  	
Review your Options After High School 	
Invite your parents or guardians to create an account 	
Update your grade level at the end of school year 	

How to create an OKCareerGuide.org account

1. Go to Oklahoma Career Guide at www.okcareerguide.org.
2. Select **Create an Account**. In the dropdown menu select MS or HS student and click  .
3. Type the first three letters of your site, center or organization. Typically, this will be the first few letters of your school name. For example, type "Cen" to get a list of options that begin with those letters. From that list, you may locate and select "Central HS."

4. During step 3, you will create a user name and password. Write them here for future reference:

User name: _____

Password: _____

5. Click  to complete the process.

NAME _____

SCHOOL _____



CCD Counseling and Career Development