










GRADE

6



# Pre-ICAP Development Checklist

Here are the activities you need to complete in sixth grade to ensure that you are on track to completing your Individual Career Academic Plan.

Complete the following activities throughout the academic year: ✓

Complete the Holland Code assessment for sixth grade.	
Create an account on <b>OKCareerGuide</b> 	
Record your Holland scores in <b>My Assessments</b> . 	
Take the interest assessment.  	
Explore career clusters and identify pathways. 	
Set goals. 	
Review your <b>Options After High School</b> . 	
Invite your parents or guardians to create an account.  Account Settings	
Update your grade level at the end of school year.  Account Settings	

## How to create an OKCareerGuide.org account

1. Go to Oklahoma Career Guide at [www.okcareerguide.org](http://www.okcareerguide.org).
2. Select **Create an Account**. In the dropdown menu select MS or HS student and click .
3. Type the first three letters of your site, center or organization. Typically, this will be the first few letters of your school name. For example, type "Cen" to get a list of options that begin with those letters. From that list, you may locate and select "Central HS."
4. During step 3, you will create a user name and password. Write them here for future reference:  
 Username: \_\_\_\_\_  
 Password: \_\_\_\_\_
5. Click  to complete the process.

NAME \_\_\_\_\_

SCHOOL \_\_\_\_\_