

# **Veterinary Technician Career Exploration Curriculum**



Every effort has been made to trace the ownership of copyrighted material and to make full acknowledgement of its use. If errors or omissions have occurred, they will be corrected in subsequent editions, if notification is submitted in writing to the publisher.



© 2022 Realityworks, Inc. All rights reserved.

2709 Mondovi Road  
Eau Claire, WI 54701 USA

800.830.1416

+1.715.830.2040

[www.realityworks.com](http://www.realityworks.com)

# Table of Contents

Curriculum and Lesson Structure.....	4
Lesson One – Career as a Veterinary Technician .....	5
FOCUS: What is it? .....	6
LEARN: Would You Rather .....	7
REVIEW: Walking in Vet Tech Shoes .....	9
Lesson Two – Careers in Veterinary Clinical Pathology .....	12
FOCUS: What is Veterinary Pathology? .....	13
LEARN: Veterinary Pathology Infographic .....	15
REVIEW: Reflection .....	17
Lesson Three – Careers in Veterinary Nutrition .....	19
FOCUS: Career Paths – How Different Can It Be? .....	20
LEARN: Veterinary Nutritionist for a Day .....	22
REVIEW: Reflection .....	24
Lesson Four – Zoological and Exotic Animal Technician Careers.....	25
FOCUS: Occupation Profile .....	27
LEARN: A Day in the Life of... ..	29
REVIEW: Reflection .....	31
Lesson Five – Veterinary Surgical Technicians.....	32
FOCUS: Educated Guesses.....	34
LEARN: Job Search 101 .....	37
REVIEW: Reflection .....	39

# Curriculum Structure

The *Veterinary Technician Career Exploration* curriculum is composed of the following lessons. Approximate lesson times are included.

Lesson	Title	Approximate Time
One	Careers as a Veterinary Technician	60 minutes
Two	Careers in Veterinary Clinical Pathology	80 minutes
Three	Careers in Veterinary Nutrition	80 minutes
Four	Zoological and Exotic Animal Technician	85 minutes
Five	Veterinary Surgical Technician	85 minutes
	<b>Total</b>	<b>6.5 hours</b>

## Lesson Structure

Each lesson begins with a Lesson Overview, Lesson Objectives, and a Lesson at a Glance table which lists the lesson activities, materials required, suggested preparation steps, and approximate class time.

### Lesson Sections

The actual lesson follows the overview, which will contain some of the sections described below.

#### ***FOCUS***

Every lesson begins with a FOCUS activity intended to capture participants' attention. This may be in the form of a small or large class discussion, a game, a review of previous lesson information, or a demonstration. During this activity, participants are introduced to the topic of the lesson.

#### ***LEARN***

The LEARN activity in each lesson varies in its presentation mode. It may be a slide presentation, group activity, or demonstration.

#### ***REVIEW***

The majority of lessons end with a REVIEW activity intended to briefly review the lesson's key messages or main points.

# Lesson One – Careers as a Veterinary Technician

## Lesson Overview

*In this lesson, participants will explore what it is like to be a vet technician. Participants will learn about typical job duties, pay, job outlook, and potential for positions relating to small and large animal veterinary technicians.*

## Lesson Objectives

After completing this lesson, participants will be able to:

- Understand the job duties of a veterinary technician
- Compare and contrast the roles and requirements of veterinary technician professionals
- Discuss the impact and job outlook of veterinary technician professionals

## Lesson at a Glance

Activity	Materials	Preparation	Approximate class time
FOCUS	<ul style="list-style-type: none"><li>• <i>What is a Veterinary Technician</i> video</li></ul>	1. Prepare to show the video	5-10 minutes
LEARN	<ul style="list-style-type: none"><li>• <i>Career Collage</i> handout</li><li>• Small and large animal vet tech video links</li></ul>	1. Print/photocopy <i>Career Collage</i> handout 2. Prepare to play videos	20 minutes
REVIEW	<ul style="list-style-type: none"><li>• <i>Act It Out</i> handout</li><li>• <i>Veterinary Technician Career Skit Rubric</i></li><li>• Props for skits</li><li>• Timer</li></ul>	1. Print/copy the <i>Act It Out</i> handout 2. Have participants access the <i>Veterinary Technician Career Skit Rubric</i>	25-45 minutes

## Lesson One – Careers as a Veterinary Technician

### FOCUS: What is it?

**5-10 minutes**

**Purpose:**

Understanding the definition of a vet tech is the first step here. Participants will have a greater understanding of what a vet tech does on the job.

**Materials:**

- “What is a Veterinary Technician?” video link

**Facilitation Steps:**

1. Share these statistics with the participants:
  - There are over 114,400 jobs available as vet techs
  - Veterinary technologists and technicians must complete a postsecondary program in veterinary technology. Technologists usually need a 4-year bachelor’s degree, and technicians need a 2-year associate degree. Typically, both technologists and technicians must take a credentialing exam and become registered, licensed, or certified, depending on the requirements of the state in which they work.
2. Ask participants for what they think are the benefits of working as a vet tech. Explain that they are going to watch a short video that introduces them to what a veterinary technician is.
3. On a white board make a K-W-L chart. Ask for participants to identify what they already know

about being vet tech. Also have them identify what they would like to learn.

4. Play the “What is a Veterinary Technician?” video link:  
<https://www.youtube.com/watch?v=z5-Op43B8RM>
5. The playing time is less than four minutes. In lieu of this link, other video clips may be searched for on YouTube using keywords like “veterinary technician careers.”
6. Return to your K-W-L chart. Ask for volunteers to fill in the column “L” identifying what they have learned by watching the video clips you have shared.

## Lesson One – Careers as a Veterinary Technician

# LEARN: Would You Rather...

**20 minutes**

**Purpose:**

Participants will reflect on two different career paths as a vet tech. They will research to assess the subtle differences between the two paths

**Materials:**

- *Career Collage* handout
- Small and large animal vet tech video links

**Facilitation Steps:**

1. Give participants the *Career Collage* handout. Ask participants what they think a career collage might look like for either of the two paths given.
2. Explain that each participant will choose one of the vet tech career paths listed.
3. Explain to participants that they will have about fifteen minutes to research the career and take some notes.
4. Debrief as a class. Ask participants to identify which path they preferred. Was there a big difference in the number of participants choosing one over the other? Why or why not?
5. Share these video links on each type of vet tech or share some of your own. Career Profile:  
Small Animal Vet Tech  
<https://www.youtube.com/watch?v=GI3XBjr0grM>  
Large Animal Veterinary Technician  
<https://www.youtube.com/watch?v=qGx0KRleoBM>

# Career Collage

**Directions:** Choose one of the two careers listed below. Use the space provided to research key facts about the career. Collect as much information as possible

**Vet Tech Career Options:**

- Small Animal Vet Tech or Large Animal Vet Tech

<b>Main Duties:</b>	<b>Required Training:</b>
<b>Job Outlook:</b>	<b>Other:</b>

Which career option would you choose (small or large animal vet tech) and why?

## Lesson One – Careers as a Veterinary Technician

# REVIEW: Walking in Vet Tech Shoes...

25-45 minutes

### Purpose:

The purpose of this activity is to have participants walk in the shoes of a veterinary technician through role play.

### Materials:

- *Act It Out* handout
- *Veterinary Technician Career Skit Rubric*
- Props for skits
- Timer

3. After participants have finished preparing their skits, have each group act it out.
4. Following each skit, discuss that group's specific scenario. Allow participants to ask questions about that career scenario to those group members.

### Facilitation Steps:

1. Divide the class into six small groups. Give each group one of the *Act It Out* handouts. Explain to participants that they should use the information on the handout and their own research to create a short skit about A Day in the Life of a Vet Tech. Have participants access the *Veterinary Technician Career Skit Rubric* so they understand what they will be held accountable for.
2. Supervise participants as they prepare their skits. Provide help with finding research online if they have additional questions that are not detailed on the *Act It Out* handout. Encourage them to outline scenarios in the skit that show a true reflection of the job.

# Act It Out

## **Veterinary Technician**

Major responsibilities:

- Performing an initial examination of the animal.
- Taking vital signs, drawing blood, and gathering medical histories.
- Providing emergency first aid.
- Collecting specimens.
- Assisting in research.
- Performing laboratory procedures.
- Preparing animals and equipment for surgical procedures.
- Administering medications and vaccines prescribed by a veterinarian.
- Taking and processing x-rays.
- Educating animal owners

Add more in the space below:

# Veterinary Technician Career Skit Rubric

	Excellent 4 points	Good 3 points	Average 2 points	Needs Improvement 1 point	Total
Accuracy	All information is accurate	Almost all information is accurate	Most information accurate	Very little information is accurate	
Role	Excellent teamwork in skit presentation – responsibility is evenly shared	Good teamwork in presentation but one person had a bit more responsibility	Fair teamwork with one member responsible for most of the presentation	Little or no teamwork exhibited	
Knowledge	The skit shows a thorough understanding of all job responsibilities	The skit shows a clear understanding of job responsibilities	The skit shows only a partial understanding of the job responsibilities	The skit does not reflect knowledge of the job responsibilities	
Creativity	Used several props and added several visuals like photos or animations	Used one prop and one visual effect	Used a prop or visual effect	Used no props or visual effects	
Required Elements	The scenario in the skit is appropriate for the job	The scenario for the skit is mostly appropriate for the job	Half of the skit scenario does not apply to the job	The scenario is off the mark entirely	

20 points 100%

15 points 75%

10 points 50%

**Total** \_\_\_\_\_

# Lesson Two – Careers in Veterinary Clinical Pathology

## Lesson Overview

*In this lesson, participants will explore a career in vet clinical pathology. Participants will learn about typical job duties, pay, job outlook and potential relating to this career area.*

## Lesson Objectives

After completing this lesson, participants will be able to:

- Identify what veterinary clinical pathologists do
- Compare and contrast the roles and requirements of veterinary clinical pathologists vs. clinical pathology for human patients
- Discuss the impact of vet clinical pathology professionals

## Lesson at a Glance

Activity	Materials	Preparation	Approximate class time
FOCUS	<ul style="list-style-type: none"> <li>• Videos of veterinary clinical pathology</li> <li>• <i>A Day in the Life of a Veterinary Clinical Pathologist</i> handout</li> </ul>	1. Print/photocopy the <i>A Day in the Life of a Veterinary clinical Pathologist</i> handout	10-15 minutes
LEARN	<ul style="list-style-type: none"> <li>• <i>Creating an Infographic: What's the Veterinary Pathology Buzz?</i> handout</li> <li>• Plain white paper</li> <li>• Markers</li> <li>• Internet access</li> </ul>	1. Have participants access the <i>Creating an Infographic: What's the Veterinary Pathology Buzz?</i> 2. Model infographic sample websites.	45 minutes
REVIEW	<ul style="list-style-type: none"> <li>• <i>Veterinary Pathology Is/Is Not the Career Field for Me</i></li> <li>• Infographics created and posted by participants in the Learn portion of the lesson</li> </ul>	1. Print/photocopy the <i>Veterinary Pathology Is/Is Not the Career Field for Me</i>	20 minutes

## Lesson Two – Careers in Veterinary Clinical Pathology

# FOCUS: What is Veterinary Pathology?

10-15 minutes

### Purpose:

Veterinary pathology underpins all aspects of clinical disease management in animals. ... Clinical pathologists study changes in the chemical make-up of body fluids to diagnose and monitor diseases, for example, blood sugar levels in diabetes and abnormal cells in blood or biopsy samples. Participants gain an overview of what this career entails.

### Materials:

- Videos of veterinary clinical pathology
- *A Day in the Life of a Veterinary Clinical Pathologist* handout

### Facilitation Steps:

1. Share these statistics with the participants:  
The Bureau of Labor Statistics includes veterinary pathologists in its data for veterinarians in general. Veterinary pathologists working in industrial fields, especially in pharmaceutical drug development, tend to earn top dollar. The incomes for veterinarians in 2018 were:

Median Annual Salary: \$93,830 (\$45.10/hour)

Top 10% Annual Salary: More than \$162,450 (\$78.10/hour)

Bottom 10% Annual Salary: Less than \$56,540 (\$27.18/hour)

According to the BLS, the veterinary industry should experience growth of about 19% between 2016 and 2026.

2. Ask participants what they think a typical day is like in the life of a veterinary clinical pathologist. Have participants access the *A Day in the Life of a Veterinary Clinical Pathologist*. Have them complete the column about what they already know and what they would like to know about a veterinary pathologist career.
3. Play one or all of the following videos:

Career Profiles: Veterinary Pathologist video

<https://www.youtube.com/watch?v=xRAP8n6Z21Y>

K-State Vet Med Virtual Tour - Clinical Pathology video

<https://www.youtube.com/watch?v=2z8bWQM KU04>

Clinical Pathology video

<https://www.youtube.com/watch?v=VQpdW8Btkk4>

Have them complete the third column identifying what they have learned in the video clips.

# A Day in the Life of a Veterinary Clinical Pathologist

**Directions:** Identify what you already know about being a clinical pathologist, what you want to know and what you have learned during the lesson.

Know	Want to Know	Learned

## Lesson Two – Careers in Veterinary Clinical Pathology

# LEARN: Veterinary Pathology Infographic

45 minutes

### Purpose:

The purpose of this activity is to have participants better understand what a veterinary pathologist does.

### Materials:

- *Creating an Infographic: What's the Veterinary Pathology Buzz?* handout
- Plain white paper
- Markers
- Internet access

### Facilitation Steps:

1. Give participants the *Creating an Infographic: What's the Veterinary Pathology Buzz*. Explain to participants that they will make a digital infographic about this career.
2. Share a sample infographic so they understand the look and feel of a typical infographic.

<https://visual.ly/community/Infographics/education/quick-guide-veterinary-career>

<https://vets.nysvms.org/events/publications/infographic>

3. Encourage participants to make sure their infographics include the required information. Using color, images, and a unique layout will make the infographic visually appealing for others.

4. Have participants print and post their infographics in a conspicuous location for use during the **Reflection** part of the lesson. Allow time for participants to view infographics created by their peers.

# Creating an Infographic: What's the Veterinary Pathology Buzz?

## What is an infographic?

An infographic is a collection of pictures, charts, and text that gives an easy-to-understand overview of a topic.

As you prepare to make your infographic digitally, use the Internet to research the following information:

- ☐ Career in veterinary clinical pathology
- ☐ Education requirements
- ☐ Primary duties/ responsibilities
- ☐ Professional organizations
- ☐ Work environment

## Other requirements:

- ☐ At least one image or chart
- ☐ Neatness
- ☐ Use of some color
- ☐ Creative layout
- ☐ Large enough fonts ease of reading information

## Lesson Two – Careers in Veterinary Clinical Pathology

### REVIEW: Reflection

**20 minutes**

**Purpose:**

Participants will reflect on a career in veterinary pathology. They will conduct a gallery walk to reflect on key information about this career path.

**Materials:**

- *Veterinary Pathology Is/Is Not the Career Field for Me*
- Infographics created and posted by participants in the **Learn** portion of the lesson

**Facilitation Steps:**

1. Have participants access the *Veterinary Pathology Is/Is Not the Career Field for Me*.
2. . As participants walk through the gallery and look at different participants' infographics, they will respond to facts they observe on the infographic. Based on the number of participants/infographics to review, provide about 15 minutes for this activity.
3. Once participants have completed *Veterinary Pathology Is/Is Not the Career Field for Me*, provide an opportunity for them to discuss what they recorded in each section.
4. Allow participants to share their thoughts about a career in this field before wrapping up this lesson. Specific questions might include: What would you enjoy? What would you find the most challenging?

# Veterinary Pathology Is/Is Not the Career Field for Me

**Directions:** Record information from the infographics in the spaces provided. Circle in the title if a career in veterinary pathology is or is not for you.

This is interesting!	Shocking Info?!?!?	Is this for Real?
I want to know more about this:	This sounds like something I would like:	I am not too sure about this:
I have a question:	I want to remember this:	Other (you choose):

# Lesson Three – Careers in Veterinary Nutrition

## Lesson Overview

*A board-certified veterinary nutritionist is a specialist that is uniquely trained in the nutritional management of both healthy animals and those with one or more diseases. Nutrition is critically important to maintain optimal health and ensure optimal performance, as well as to manage the symptoms and progression of specific diseases. This lesson will provide a thorough introduction to this career opportunity.*

## Lesson Objectives

After completing this lesson, participants will be able to:

- Identify careers related to veterinary nutrition
- Compare and contrast the roles and requirements of careers in private pet food companies, pharmaceuticals, and public zoos.
- Discuss the impact of veterinary nutrition professionals

## Lesson at a Glance

Activity	Materials	Preparation	Approximate class time
FOCUS	<ul style="list-style-type: none"> <li>• Veterinary nutrition video links</li> <li>• Pros and Cons handout</li> </ul>	1. Print/photocopy the <i>Pros and Cons</i> handout	15 minutes
LEARN	<ul style="list-style-type: none"> <li>• Veterinary Nutritionist for a Day handout</li> <li>• Internet access</li> </ul>	1. Print/photocopy the <i>Veterinary Nutritionist for a Day</i> handout	45 minutes
REVIEW	<ul style="list-style-type: none"> <li>• <i>Veterinary Nutritionist Investigation Station</i> handout</li> <li>• Additional video links</li> </ul>	1. Print/photocopy the <i>Veterinary Nutritionist Investigation Station</i> handout	20 minutes

## Lesson Three – Careers in Veterinary Nutrition

# FOCUS: Career Paths – How Different Can It Be?

15 minutes

### Purpose:

Veterinary nutritionists can work in private pet food companies, pharmaceutical companies and in public zoos. Participants gain an overview of careers in each pathways.

### Materials:

- Veterinary nutrition video links
- *Pros and Cons* handout

### Facilitation Steps:

1. Share these statistics with the participants:

The U.S. Department of Labor's Bureau of Labor Statistics (BLS) predicts that jobs for agricultural and food scientists, a category in which veterinary nutritionists are included, will increase by six percent from 2019 to 2029, faster than the average expected increase for other occupations. The top industries currently employing animal scientists are:

- Manufacturing
- Wholesale trade
- Professional, scientific and technical services
- Management of companies and enterprises
- Educational services
- Government

### Salaries for Veterinary Nutritionists

According to Salary.com, the average salary for an animal nutritionist as of 2020 is in the range of \$65,519 to \$82,420. Salary is dependent upon location, job level, experience, education and skills.

2. Ask participants how they think working in a company like pet food or pharmaceuticals different from working in a place like a zoo.
3. Give participants the *Pros & Cons* handout.

4. Play one or all of the following videos:

Nutritionist Careers in Vet Med Interview

<https://www.youtube.com/watch?v=n7vTQngnlqI>

How to Become an Animal Nutritionist | step-by-step guide

<https://www.youtube.com/watch?v=5mAm6Hk5gaY>

Raw Pet Food - The Facts with Dr. Martha Cline, Veterinary Nutritionist

<https://www.youtube.com/watch?v=VIuHYdZj3t0>

Do you want to be an Animal Nutritionist?

<https://www.youtube.com/watch?v=XvW0jgu2l-0>

5. After the video is done, go through the *Pros & Cons* handout and ask participants to choose two of the veterinary nutrition pathways they have learned about. If participants need to do more research about the pathways they have chosen, allow for time.

## Pros & Cons:

### Veterinary Nutritionist Career Paths

**Directions:** Record pros and cons for two career paths in the respective spaces.

<b>Path:</b> _____	
<b>Pros:</b>	<b>Cons:</b>
<b>Path:</b> _____	
<b>Pros:</b>	<b>Cons:</b>

## Lesson Three – Careers in Veterinary Nutrition

# LEARN: Veterinary Nutritionist for a Day

**45 minutes**

**Purpose:**

The purpose of this activity is to have participants understand what it is like to work as a veterinary nutritionist.

**Materials:**

- *Veterinary Nutritionist for a Day* handout
- Internet access

**Facilitation Steps:**

1. Share the following interview with participants:  
<https://iowaagliteracy.wordpress.com/2021/04/07/a-day-in-the-life-of-an-animal-nutritionist/>

And share this video on being an animal nutritionist

[https://www.youtube.com/watch?v=3QM3Dlus\\_hfg](https://www.youtube.com/watch?v=3QM3Dlus_hfg)

2. Give participants the *Veterinary Nutritionist for a Day* handout.
3. Explain to participants that using the internet and their knowledge, they will create a detailed journal for what their day might be like on the job as a nutritionist.
4. Encourage participants to make sure their detailed journal entries contain accurate information for that occupation.
5. Divide participants into groups of four and have them discuss their detailed journal entries.

# Veterinary Nutritionist for a Day

Use the space provided to record the details of your day as a vet nutritionist. Use personal knowledge and the Internet information to make your journal sound as interesting and accurate as possible.

Time	Activity/Job Duty	My Reaction

## Lesson Three – Careers in Veterinary Nutrition

### REVIEW: Reflection

**20 minutes**

**Purpose:**

Participants will reflect on what a career in vet nutrition would be like. They will complete a short research project to learn more about this career.

**Materials:**

- *Veterinary Nutritionist Investigation Station* handout
- Additional video links

**Facilitation Steps:**

1. Give participants the *Veterinary Nutritionist Investigation Station* handout.
2. Instruct participants to complete a short research project to learn more about a career in secondary school.
3. Once participants have completed the *Veterinary Nutritionist Investigation Station* handout, have them discuss what they recorded in each section.
4. Allow participants to share their thoughts about a career in this area before wrapping up this lesson. Specific questions can be: What would you find most interesting? What would be the most challenging for you?
5. If time allows, share additional videos on careers in general animal nutrition. Careers in Animal Systems - What Does a Nutritionist Do?  
<https://www.youtube.com/watch?v=FxvaMZ3js-o>

Meet an Animal Nutritionist

<https://www.youtube.com/watch?v=1NNVQCLoxJc>

# Veterinary Nutritionist Investigation Station

**Directions:** Use the Internet to research more about a career as a vet nutritionist.

<p>Title:</p>	<p>Job Description (list at least 3 requirements):</p> <ol style="list-style-type: none"><li>1.</li><li>2.</li><li>3.</li><li>4.</li><li>5.</li></ol>
<p>Required Training:</p>	<p>Job Outlook - What Does the Future Look Like?</p>

## Lesson Four – Zoological and Exotic Animal Technician Careers

### Lesson Overview

*Zoo veterinary technicians provide support to veterinarians who work at zoos. They assist in providing medical care to animals across many species, including exotic animals. The animals they work with may range from very small to very large, and they're usually found in the wild. Participants will participate in a variety of activities to better understand the careers that fall into this category.*

### Lesson Objectives

After completing this lesson, participants will be able to:

- Identify careers as zoological and exotic animal technicians
- Compare and contrast the roles and requirements of zoo veterinary technicians vs. clinical veterinary technicians
- Discuss the impact of zoological and exotic animal technicians

### Lesson at a Glance

Activity	Materials	Preparation	Approximate class time
FOCUS	<ul style="list-style-type: none"><li>• Zoo or exotic vet tech video links</li><li>• Occupation Profile</li></ul>	1. Print/photocopy the <i>Occupation Profile</i> handout	15-20 minutes
LEARN	<ul style="list-style-type: none"><li>• A Day in the Life of ____ handout</li><li>• Occupational Profile handout</li><li>• Markers</li></ul>	2. Print/photocopy the <i>A Day in the Life</i> ____ handout	45 minutes
REVIEW	<ul style="list-style-type: none"><li>• <i>Why Do They Matter?</i> handout</li></ul>	1. Give participants the <i>Why Do They Matter?</i> handout	10 minutes

## Lesson Four – Zoological and Exotic Animal Technician Careers

# FOCUS: Occupation Profile

15-20 minutes

### Purpose:

Zoological and exotic animal technician careers are unique. To better understand the careers that fall into this category, let's complete the Occupation Profile.

### Materials:

- Zoo or exotic vet tech video links
- *Occupation Profile* handout

### Facilitation Steps:

1. Share these statistics with the participants:  
Vet tech careers are predicted to increase in the coming years. The Bureau of Labor Statistics (BLS 2021) shows that jobs in veterinary technology will increase 16 percent between 2019 and 2029, which is much faster than the national average for all occupations at 4 percent. In the same decade, an estimated 18,300 new positions will be needed in animal care facilities across the nation.

While the training pathways are similar, zoo vet techs learn unique skills to care for endangered animals in captivity rather than household pets. According to the website The Balance Careers (2020), zoo vet techs assist zoo veterinarians in caring for the health of tiny and enormous animals. Daily zoo vet tech responsibilities include assisting with general health examinations, collecting samples, running diagnostic lab tests, preparing surgical sites, changing bandages, inserting catheters, taking radiographs, administering fluids, filling prescriptions, and giving intravenous or intramuscular injections.

2. Give participants the *Occupation Profile* handout. They should complete the information about this career highlighted in the videos or research the information on their own.

2. Play these videos:

A Day in the Life on an Exotic Vet Tech

<https://www.youtube.com/watch?v=x-AutGpMHxw>

Behind the scenes with the vet techs at the NC Zoo

[https://www.youtube.com/watch?v=IcpMHOho-\\_g](https://www.youtube.com/watch?v=IcpMHOho-_g)

On the road to become a Zoo Vet Tech

<https://www.youtube.com/watch?v=lcYIBXPd3PA>

National Zookeeper Week - Meet our Vet Assistant

<https://www.youtube.com/watch?v=m71Ey6dG5To>

3. After participants complete the *Occupation Profile* handout, have them share their answers. Explain to participants that they will use their *Occupation Profile* handout in the **Learn** portion of the lesson.

# Occupation Profile -

## Zoological and Exotic Animal Technician Careers

<b>Job Title:</b>
<b>Job Outlook:</b>
<b>Typical Duties:</b>
<b>Salary:</b>
<b>Required Education:</b>

## Lesson Four – Zoological and Exotic Animal Technician Careers

### LEARN: A Day in the Life of...

45 minutes

#### Purpose:

The purpose of this activity is to have participants better understand what a typical day is like in the life of a vet technician in a zoo or working with exotic animals.






#### Materials:

- *A Day in the Life of* \_\_\_\_ handout
- *Occupational Profile* handout
- Markers

#### Facilitation Steps:

1. Give participants the *A Day in the Life of* \_\_\_\_ handout
4. Have participants use their completed *Occupational Profile* handouts to create a comic strip that combines info about a typical day for zoo or exotic animal technicians.
5. Have participants create their comic strip using the *A Day in the Life* \_\_\_\_ handout. Alternatively, they may create a comic strip layout on plain paper if desired.
6. Have participants share their finished comic strips aloud. Then have them post their comic strips in a public place in the room.

# A Day in the Life of \_\_\_\_\_:

## Lesson Four – Zoological and Exotic Animal Technician Careers

### REVIEW: Reflection

**10 minutes**

**Purpose:**

Participants will reflect on zoo and exotic animal technician careers.

**Materials:**

- *Why Do They Matter?* handout

**Facilitation Steps:**

1. Review the careers observed throughout the lessons.
2. Explain to participants that they are going to reflect on their learning throughout this lesson.
3. Give participants the *Why Do They Matter?* handout. Discuss the instructions and allow participants to ask any questions.
4. Allow participants to complete the *Reflection* part of the lesson.
5. Take time to review the participants' answers. Allow participants to share what they learned about zoological and exotic animal technician careers.

# Why Do They Matter?



**Directions:** In the space provided, write at least five sentences about the benefits or advantages to animals because of zoo and exotic animal technicians.

# Lesson Five – Veterinary Surgical Technician

## Lesson Overview

*A Veterinary Surgery Technician assists the Veterinarian during the surgery, lending a helping hand and acting as a second pair of eyes and ears to monitor the animal's condition. Working as a Veterinary Surgery Technician lets you combine your love of animals, your interest in healthcare, and your desire to heal sick pets.*

## Lesson Objectives

After completing this lesson, participants will be able to:

- Identify careers available to veterinary surgical technicians
- Compare and contrast the roles and requirements of professional support service careers
- Discuss the impact of professional support service professionals

## Lesson at a Glance

Activity	Materials	Preparation	Approximate class time
FOCUS	<ul style="list-style-type: none"> <li>• <i>Educated Guesses</i> handout</li> <li>• <i>Educated Guesses</i> – Answer Key</li> </ul>	1. Print/photocopy the <i>Educated Guesses</i> handout	10-15 minutes
LEARN	<ul style="list-style-type: none"> <li>• <i>Job Search 101</i> handout</li> <li>• Video links</li> <li>• Internet access</li> </ul>	1. Prepare links for viewing. 2. Print/photocopy the <i>Job Search 101</i> handout	45 minutes
REVIEW	<ul style="list-style-type: none"> <li>• <i>Training 101</i></li> <li>• Internet Access</li> </ul>	1. Print/photocopy the <i>Training 101</i> handout	20 minutes

## Lesson Five – Veterinary Surgical Technician

# FOCUS: Educated Guesses

10-15 minutes

### Purpose:

A Veterinary Surgery Technician assists the veterinarian during the surgery, lending a helping hand and acting as a second pair of eyes and ears to monitor the animal's condition. There are a whole team of professionals that work alongside of veterinary surgery technicians in a clinic.

### Materials:

- *Educated Guesses* handout
- *Educated Guesses* – Answer Key

### Facilitation Steps:

1. Share these statistics with the participants:
  - There is more than meets the eye when it comes to being a Veterinary Surgery Technician. For example, did you know that they make an average of \$33.31 an hour? That's \$69,283 a year!
  - Between 2018 and 2028, the career is expected to grow 19% and produce 21,100 job opportunities across the U.S.
2. Give participants the *Educated Guesses* handout. Instruct them to read each scenario and see if they can determine what the job title is for these occupations working in a veterinary clinic.
3. After participants complete the *Educated Guesses* handout, discuss their answers. Tell participants that they will now learn more about the career of a veterinary surgery technician.

# Educated Guesses

**Directions:** Read each description. Write down what you think the person's job title is. Each person is related to working with a Veterinary Surgical Technician.

Scenario	Job Title
Before and after the surgery, I make sure pets are comfortable, check their vital signs, and administer medications to sedate them. When the surgery is ready to start, I hook up an IV to keep the animal hydrated and to administer painkillers after the surgery.	
I must be on call for intensive care, monitoring vitals, placing catheters, taking x-rays, cleaning wounds, and applying bandages or casts.	
I am second-in-command in the veterinary clinic. I work closely with licensed veterinarians to administer animal health treatments. I am responsible for collecting samples and lab testing.	
I ensure patient appointments are appropriately scheduled, rescheduled, or canceled, depending on the needs of the customer. Responsibilities include entering patient information into the data system, answering patients' questions, and arranging referrals to specialists.	
I manage and supervise the day-to-day activities of a healthcare facility. Handling both medical and administrative aspects, I may recruit or train staff, as well as develop clinical policies and procedures.	
I am the doctor of the animal world. I use my skills to evaluate patients, make diagnoses, and treat a wide range of conditions.	

# Educated Guesses Answer Key

**Directions:** Read each description. Write down what you think the person's job title is. Each person is related to working with a Veterinary Surgical Technician.

Scenario	Job Title
Before and after the surgery, I make sure pets are comfortable, check their vital signs, and administer medications to sedate them. When the surgery is ready to start, I hook up an IV to keep the animal hydrated and to administer painkillers after the surgery.	<b>Veterinary Surgery Technician</b>
I must be on call for intensive care, monitoring vitals, placing catheters, taking x-rays, cleaning wounds, and applying bandages or casts.	<b>Emergency Veterinary Technician</b>
I am second-in-command in the veterinary clinic. I work closely with licensed veterinarians to administer animal health treatments. I am responsible for collecting samples and lab testing.	<b>Registered Veterinary Technician</b>
I ensure patient appointments are appropriately scheduled, rescheduled, or canceled, depending on the needs of the customer. Responsibilities include entering patient information into the data system, answering patients' questions, and arranging referrals to specialists.	<b>Veterinary Clinic Receptionist</b>
I manage and supervise the day-to-day activities of a healthcare facility. Handling both medical and administrative aspects, I may recruit or train staff, as well as develop clinical policies and procedures.	<b>Vet Clinic Manager</b>
I am the doctor of the animal world. I use my skills to evaluate patients, make diagnoses, and treat a wide range of conditions.	<b>Veterinarian</b>

## Lesson Five – Veterinary Surgical Technician

# LEARN: Job Search 101

55 minutes

### Purpose:

This activity aims to have participants better understand the job description for a veterinary surgical technician.

### Materials:

- *Job Search 101* handout
- Video links
- Internet access

### Facilitation Steps:

1. Share information about the typical duties of a veterinary surgical technician by showing some of the following videos:

A Veterinary Technician's role in a Surgical Procedure

<https://www.youtube.com/watch?v=ONt2K0aRoC4>

Day in the life of a veterinary surgery technician

<https://www.youtube.com/watch?v=pFk7NowAzIY>

Veterinary technician's role in surgery

<https://www.youtube.com/watch?v=Zb4YYmRy5x0>

2. Explain to participants that they are going to complete the *Job Search 101* handout. Assign each participant one of the jobs listed on the *Job Search 101* handout.
3. Encourage participants to use internet access to look for a job advertisement for a veterinary surgery technician. Alongside each job advertisement description, they should include a list of reasons they would be good candidates for the position. Alternatively, they should also list some reasons why they would be bad candidates for the job.
4. After completion, divide participants into groups of three or four. Have them discuss if this would be a job, they would be a good match for.
5. Bring the entire group back together to share their responses.

# Job Search 101

**Directions:** Look online to find a job description for a Veterinary Surgical Technician. Copy the advertisement into the space provided. Then list as many reasons as you can think of that make you a good candidate for the position. Alternatively, list any reasons you can think of that make you a poor candidate for the position.

<b>Job Title/ Advertisement:</b>	<b>I would be a good fit for this job because:</b>
	<b>I would be a poor fit for this job because:</b>

## Lesson Five – Veterinary Surgical Technician

### REVIEW: Reflection

**20 minutes**

**Purpose:**

Participants will reflect on the different careers related to professional support services. They will research some additional information related to one professional support service.

**Materials:**

- *Training 101* handout
- Internet access

**Facilitation Steps:**

1. Give participants the *Training 101* handout.
2. Have participants research the required info for becoming a veterinary surgical technician. From their research, review the job requirements and training needed.
3. Allow participants to reflect on this career choice. Ask them to think about the impact these professionals have on the animals in a clinic setting.

# Training 101

**Directions:** Research about being a Veterinary Surgical Technician to learn more about the job requirements.

**Job Title:**

**Required Training:**

**Specific Skills Needed:**

**Approximately Salary:**