

## Graph of the Week

### November \_\_\_\_\_, 2019

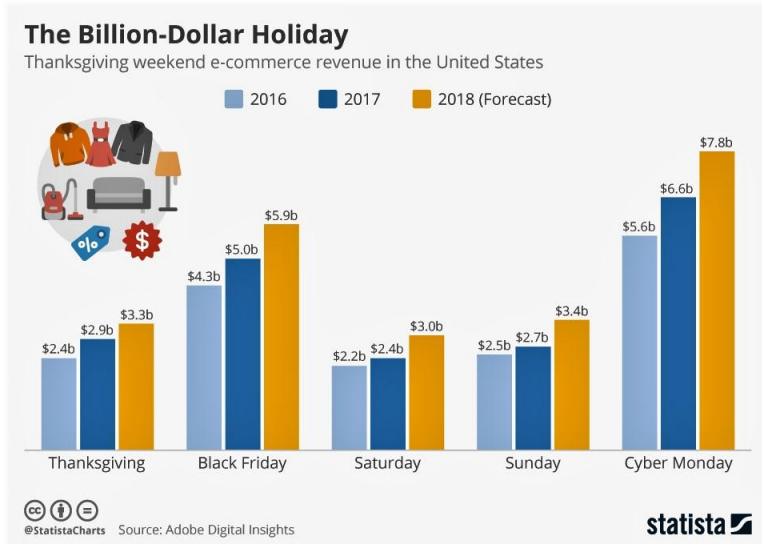
Name \_\_\_\_\_

Analyze the graphs below and write a reflection on what you think the graphs are communicating to you. To guide you with your response, start with some observations.

- What are the topics of the graphs?
- What quantities are being compared? (If there are x- and y- axes, what do they represent?)
- What are some observations that you can make based on the graphs?
- What do you foresee happening in the next 10 years?

#### Questions to ask when reading graphs:

- Is there an upward or downward trend?
- Are there any sudden spikes in the graph?
- What is being compared in the graph?
- What prediction can I make for the future?
- What inferences can I make about the graph?



---

---

---

---

---

---

---

---

---

---

---

---

---

---

---

---

---

---

---

---

---

---

---

---

---

---

---

---

---

---

---

---

---

---

---

---

---

---

---

---

---

---

---

---

---

---

---

---

---

---

---

---

---

---

---

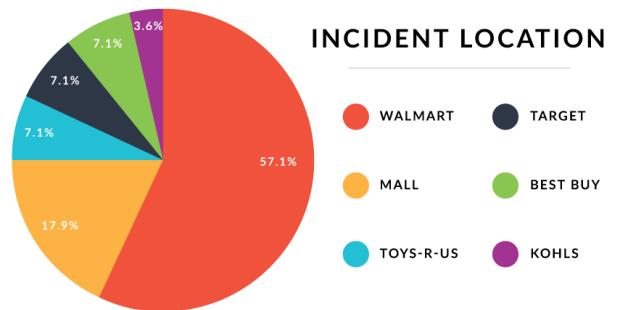
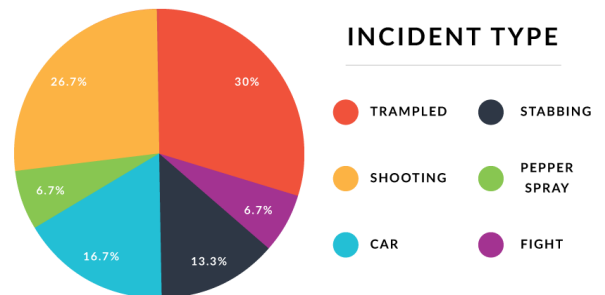
---

---

---

---

---



---

---