

Student Success 6-Pack

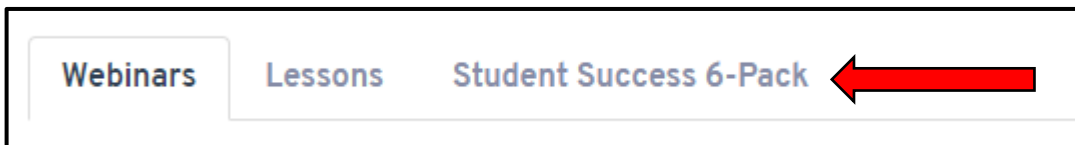
1. Log-in to your account by visiting nursetim.com and clicking the “JOIN/LOGIN” [see yellow arrow] link in the blue bar at the top of the page.




2. Once you are logged in you will be redirected to your dashboard. Click on the “Learning Library” icon or from the Dashboard menu, both shown to the right:



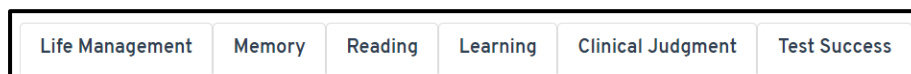
3. Once the “Learning Library” opens, click on “Student Success 6-Pack” [see red arrow].



4. When the “Student Success 6-Pack” opens you will see a general description of the 6-Pack. To preview the videos click “View Now.”



5. There are 6 sessions: **Life Management, Memory, Reading, Learning, Clinical Judgment, and Test Success**. You can watch the sessions by clicking on a specific topic.



6. To **share the 6-Pack with your students**, you can create a link that will allow your students to access the videos. Click on “Get Shareable Link” [see red arrow].

- a. Once you click the button the link will appear; simply copy, paste, and **distribute the link** to your students.
- b. Each **link will expire after 120 days** from when it was created. This helps ensure students view the videos within the timeline you give them.

