



**Bring FCCCLA to
Life in the
FCS Classroom**

By Amanda Faulkenberry




National Programs

STAR Events

Online STAR Events


Virtual Business Challenges

Skills Demonstration Events



Every student who sits in my classroom is considered a FCCCLA member, therefore if we do it in class it is not optional. I explain my classes are intra-curricular not extracurricular. So when we do FCCCLA in class it is for a grade and everyone must participate.

If they want to compete or attend any meetings that do not take place in their FCS Class they must pay the chapter dues set at the beginning of the year.



Differences between Skills Demonstration Events and STAR Events are that Skills Events take a lot less time to complete and are not as extensive.

The more you can play off of things already doing by bringing in more FCCCLA activities the easier it is for you. For example you may do Interview Skills (skills demonstration event) in your careers unit and then turn that into a larger project like Job Interview.



Planning Process

This is used in every aspect of FCCLA and can be a tool that is used in classes for any project you do. Very similar to if you teach decision making processes use the planning process instead. You can utilize this for any and every project in class where students have to do any sort of planning.



Introduce FCCLA

1st 2 weeks of school use as an

Intro to FCCLA

**creed, opening and closing
ceremonies**

**stations for introducing
different events**



STAR Events Stations/Days

Pick a STAR Event or Events for each day or create stations out of several events for the students to work through. This will give a small introduction to what events are and how they work.

I always print the STAR Event Manual and put in a binder for students to look through. I also put STAR Event names on pieces of paper that start at the District Level and let kids sign up for which ones they are most interested in



Sample plan for 1st 10 days

Day 1: What is FCCLA?

Day 2: Repurpose and Redesign

Day 3: Cake Decorating

Day 4: Creed/Opening and Closing ceremony

Day 5: Impromptu Speaking

Day 6: FCCLA Trivia (Skills Demo Event)

Day 7: Creed blackout Poetry

Day 8: Parliamentary Procedure

Day 9: Planning Process

Day 10: Recite the Creed



Sample for Stations

Station 1: Creed line mix-up or blackout poetry

Station 2: Cake decorating

Station 3: Repurpose and Redesign

Station 4: Toys that Teach

Station 5: FCCCLA Trivia

Station 6: Impromptu Speaking

Station 7: Interview Skills

Station 8: Planning Process

When all stations have been completed create another set of stations



Using Skills

Demonstration Events

Print guidelines and rubrics to hand out to students. This would also be a good time to teach breaking down rubrics and how to read them.



Culinary Food Art - Great for any culinary courses use when covering garnishing, could use when talking about knife skills, as a fun project

Culinary Knife Skills - All culinary units

Impromptu Speaking - any class where you cover a unit on communication or careers

Fashion Sketch - Use it in any fashion classes



Creed Speaking - every student memorizes and recites creed

Toys that Teach - use in Human Growth and Development, any course that teaching Child Care

Interior Design Sketch - use in Interior Design classes

Interviewing Skills - use in all careers units



Pastry Arts Technical Decorating Skills - could be used as a fun element in any culinary class or child development, hospitality and tourism

Speak out for FCCLA - This is part of the Power of One National Program. Use in any class where you are covering FCCLA. This could also be used as a promotional tool for your chapter recruitment.



**For those teaching in the education pathway or
Early Childhood courses utilize the following:**

Lesson Plan Development and Modifications

#TeachFCS

Technology in Teaching


Toys that Teach



National Programs

Every course that we teach as an FCS Educator we can tie into a STAR Event and/or a National Program. Look for easy ways to incorporate the programs with things you are already doing.

**Do you have a calm down corner in your room?
How can you tie this into a project based on
Mental Health? Use Student Body or Families
First units that focus on mental health.**



Community Service National Program - We all do community service projects already so that is an easy one. Are you teaching Fashion have your students plan a project where they are making something to benefit someone else. Example: last year my Fashion class made dog blankets for an organization that trains therapy dogs.

Career Connection - Do you teach careers? Do you do a career fair or bring in guest speakers? Maybe you can have your careers class create a career fair for elementary?



STAR Events

Use your STAR Event Manual!!!! All parts of it.

**Page 3 of manual breaks down events by
focus.**

**End of the manual is a glossary of terms if you
need clarification.**

Human Services Pathway

STAR Events:

Career Investigation

Chapter in Review Display

Chapter in Review Portfolio

Chapter Service Project Display

Chapter Service Project Portfolio

Digital Stories for Change

Early Childhood Education

Entrepreneurship

FCCLA Chapter Website

Focus on Children

Instructional Video Design

Job Interview

Leadership

National Programs in Action

Nutrition and Wellness

Parliamentary Procedure

Professional Presentation

Public Policy Advocate

Sports Nutrition

Sustainability Challenge

Skills Demonstration Events:

FCCLA Creed Speaking and Interpretation

Impromptu Speaking

Interview Skills

Speak out for FCCLA

#TeachFCS

FCCLA/LifeSmarts Knowledge Bowl

Knowledge Matters Virtual Business Challenge

Hospitality and Tourism Pathway

Skills Demonstration Events:

Culinary Food Art

Culinary Knife Skills

Pastry Arts Technical Decorating Skills

FCCLA/Lifesmarts Knowledge Bowl

STAR Events:

Baking and Pastry

Career Investigation

Chapter in Review Display

Chapter in Review Portfolio

Chapter Service Project Display

Chapter Service Project Portfolio

Culinary Arts

Digital Stories for Change

Entrepreneurship

Event Management

Focus on Children

Food Innovations

Hospitality Tourism and Recreation

Instructional Video Design

Job Interview

National Programs in Action

Nutrition and Wellness

Professional Presentation

Public Policy Advocate

Sports Nutrition

Sustainability Challenge

Education and Training Pathway

Skills Demonstration Events:
Lesson Plan Development and Modifications
#TeachFCS
Technology in Teaching
Toys that Teach

STAR Events:
Career Investigation
Chapter Service Project Display
Chapter Service Project Portfolio
Early Childhood Education
Entrepreneurship
Focus on Children
Instructional Video Design
Interpersonal Communications
Job Interview
Leadership
National Programs in Action
Nutrition and Wellness
Parliamentary Procedure
Professional Presentation
Red Talks on Education
Say Yes to FCS
Sustainability Challenge
Teach or Train
Teaching Strategies (Pilot in some states)

Visual Arts and Design Pathway

Skills Demonstration Events:

Fashion Sketch

FCCLA Creed Speaking and Interpretation

Impromptu Speaking

Interior Design Sketch

Interview Skills

Speak out for FCCLA

Knowledge Matters Virtual Business Challenge

STAR Events:

Career Investigation

Chapter in Review Display

Chapter in Review Portfolio

Chapter Service Project Display

Chapter Service Project Portfolio

Digital Stories for Change

Entrepreneurship

Fashion Construction

Fashion Design

FCCLA Chapter Website

Hospitality Tourism and Recreation

Instructional Video Design

Interior Design

Interpersonal Communications

Job Interview

National Programs in Action

Parliamentary Procedure

Professional Presentation

Promote and Publicize

Public Policy Advocate

Repurpose and Resign