




Cow
face pieces



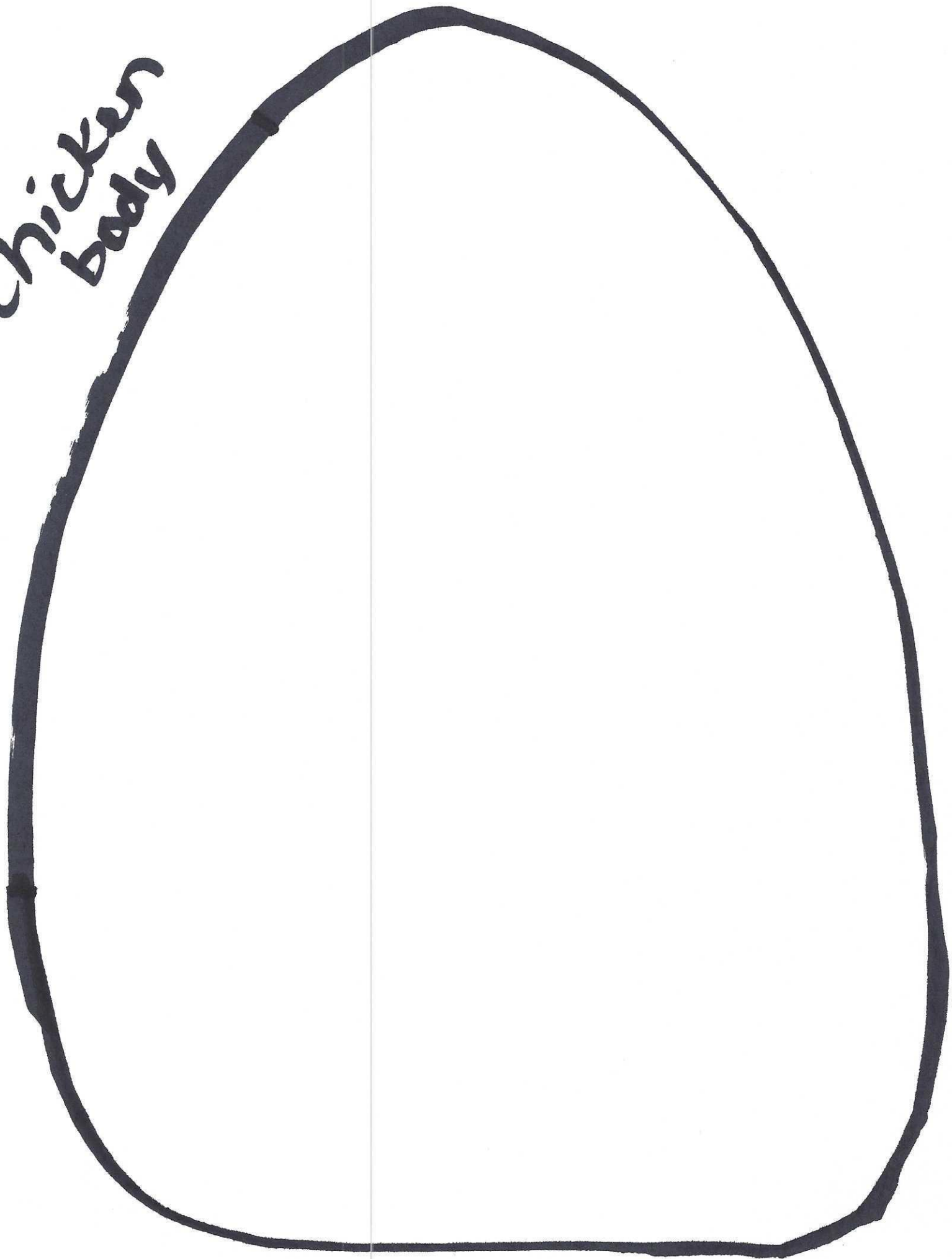
2003




Chicken
wings + beak



chicken
body



Draw



Sewing Self Evaluation

Name _____

Period _____


Sewing Project: _____


Things that went well:

Things that need improvement:

What would you do different next time?

What did you learn from this project?





Sewing Rubric



Name _____

Period _____

Sewing Project _____

Grading Rubric for Teacher Evaluation of Sewing Lab

10= Excellent 5= Good 1= Ok

		Points Earned
Gathered Materials and Supplies	All materials and supplies were gathered before the project was started.	
Cutting	All material was cut to proper length and width.	
Pressing	Fabric is pressed, seams are pressed and no wrinkles are showing.	
Stitching	Lines are even and straight. Back stitched was used at the beginning and end of sewing. There is no thread showing.	
Overall Project	The project is neat and professional looking.	
Time Management	Used time wisely and finished on time.	
Clean Up	Cleaned up and put everything away.	
Total Points		_____/70

Comments: