



Planet S
Social Planet



Name

Planet S, The Social Planet

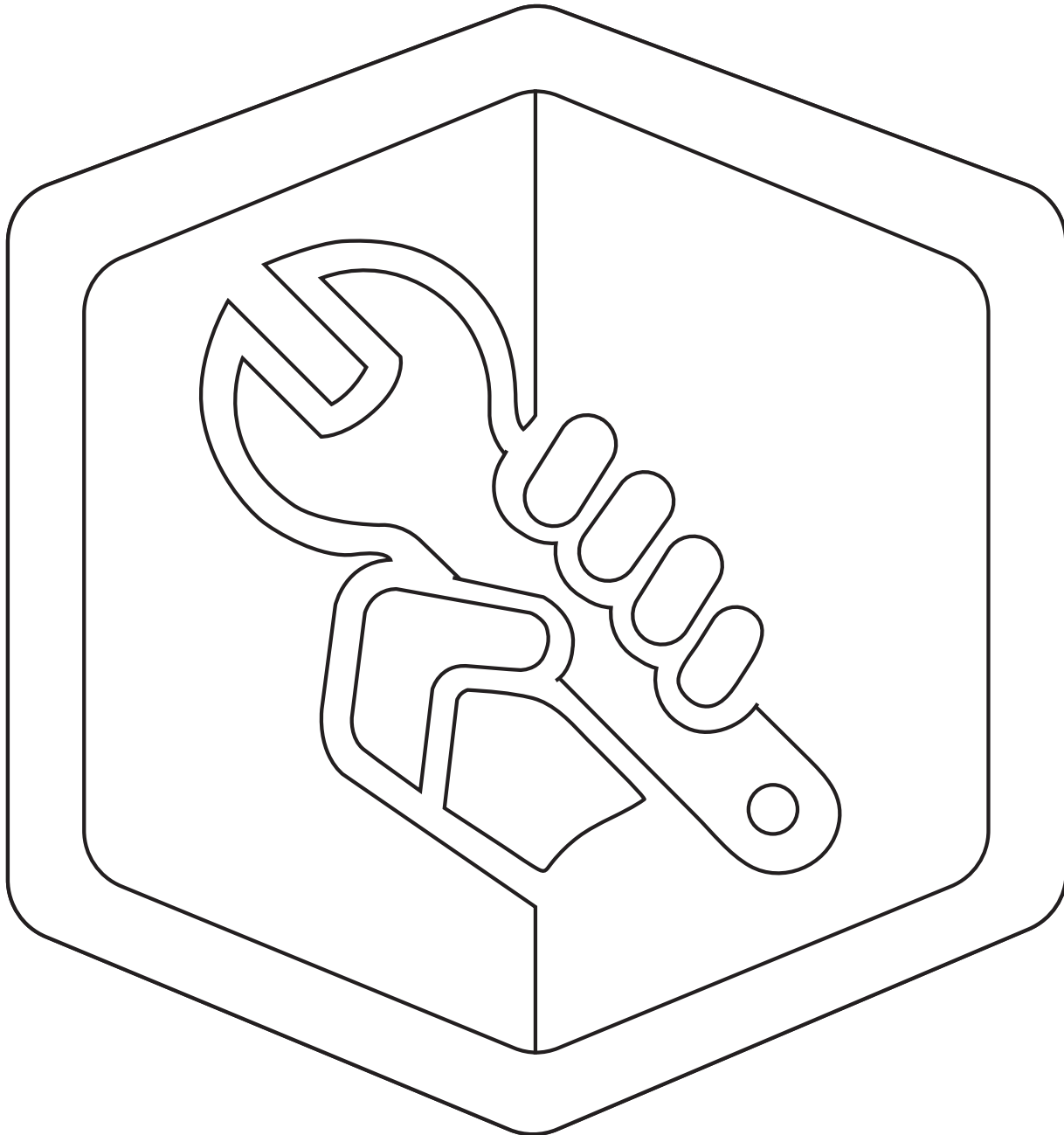
Here are suggestions for supporting your child's learning:

Ask: In what ways are we helpers to each other at home? How does your teacher help you and others at school? How does your school nurse help you and others? Are there other people in your school who help you? (Possibilities might include teacher associates, a school counselor or a playground attendant.) Who helps us in the community? (Examples to consider are neighbors, day care teachers and doctors.) How do they help us?



Do: Work with your child to determine how to say thank you to some of the helpers in your community. You might work together to make thank you cards or bake treats to give as a thank you for the work they do. Ask the helpers you thank about their jobs and what they enjoy most in their work.

Read: The picture books listed below are excellent for you to read aloud to your child. Remember to stop and ask your child questions as you read the text: What do you notice in the picture? What is this worker doing? How did the worker learn how to work? How did this worker learn how to do that job?

- Helpers in My Community by Bobbie Kolman
- Goods and Services Around town by heather Schwartz
- I Want to Be a Police Officer by Laura Driscoll
- Delivering Your Mail by Ann Owen
- Career Day by Ann Rockwell
- Careers for Kids by Baby Professor



Planet R
Realistic Planet



Name

Planet R, The Realistic Planet


Here are suggestions for supporting your child's learning:

Ask: When you are running errands with your child, point out different workers who might be using their hands or machines to do things or fix things. Ask your child what the worker is doing and how he or she is doing the work. Ask your child about the chores he or she does at home (clean up toys; feed a pet, clear the table, etc.) Ask how he or she gets chores done and what helps get chores completed.



Do: When looking through magazines or catalogs, cut out pictures of workers who use their hands or machines to do work. Make a collage on poster board or a book and label each worker. Kids love cutting and pasting.

Read: The picture books listed below are excellent for you to read aloud to your child. Remember to stop and ask your child questions as you read the text: What do you notice in the picture? What is this worker doing? How did the worker learn how to work? What tool is this worker using?

- Curious George Takes a Job by H.A. Rey
- Richard Scarry's What do people Do All Day by Richard Scarry
- The Berenstain Bears' Jobs Around Town by Stan and Jan Berestain
- Career Day by Anne Rockwell
- When I Grow Up by Al Yankovic
- Bear at Work by Stella Blackstone
- Whose Tools are These by Sharon Katz Cooper



Planet I
Investigative Planet



Name

Planet I, The Investigative Planet


Here are suggestions for supporting your child's learning:

Ask: Begin by asking about or exploring an area in which your child shows interest. This can vary widely. It might be dinosaurs, soccer, penguins or video games. Prompt your child in ways that will raise questions about the topic of interest: Where do penguins live? What do they eat? What is one game rule of soccer? What is the biggest dinosaur? How are video games made? After you agree on a few questions, gather books and videos that will help you explore and find answers to the initial questions identified by you and your child. Remind your child that this is called researching or studying to find answers.



Do: Have fun mixing watercolors together to form a new color, for example mixing red and blue together to make purple. This will illustrate to your preschooler that you can conduct experiments to gather information about our world. (As an alternative, try searching online for a free color mixing app and experiment with combining colors in different ways.) Thinkers use their brains and conduct experiments, read books and learn from experts to solve problems and make our lives better.

Read: The picture books listed below are excellent for you to read aloud to your child. Remember to stop and ask your child questions as you read the text: What do you notice in the picture? What is this worker doing? How did the worker learn how to work? How did this worker learn how to do that job?

- I Want to Be a Doctor by Dan Liebman
- What is a Scientist by Barbara Lehn
- I Want to be a Veterinarian by Stephanie Maze
- Let's Meet a Doctor by Bridget Heos
- How to be an Engineer by Carol Vorderman
- If I Were an Astronaut by Eric Braun
- I Am a Kid Trepreneur: The Recipe of a Successful Kid Business by Delphine Nephtalie Dauphin



Planet E
Enterprising Planet



Name

Planet E, The Enterprising Planet


Here are suggestions for supporting your child's learning:

Ask: Who is a leader in your classroom? How do you know that this person is a leader? Who is a leader in our home? How do you know that this person is a leader in our home? Who are leaders in our community? How do you know? What makes each of the people a leader?



Do: Identify a job or chore in your home for which your child might take leadership responsibility for a week. Possibilities include setting the breakfast or dinner table, answering the phone, selecting television shows or movies for your family to watch together or feeding or caring for the needs of a family pet. For chores that may need assistance from you, let your child act in the role of a supervisor while helping your child learn positive supervisor qualities. Commend your child for the leadership provided. Discuss ways in which your child's leadership in the chore might be improved.

Read: The picture books listed below are excellent for you to read aloud to your child. Remember to stop and ask your child questions as you read the text: What do you notice in the picture? What is this worker doing? How did the worker learn how to work? How did this worker learn how to do that job?

- When I Grow Up by Brian Rodgers
- Principal for the Day by A.J. Stern
- Grace for President by Kelly DiPucchio
- Mom, What Do Lawyer Do? by Roxanne Richards-LeCorps
- You're a Leader Charlie Brown by Charles Schultz
- Caps for Sale retold by Esphyr Slobodkina
- I Can Do It by Trish Holland



Planet C
Conventional Planet



Name

Planet C, The Conventional Planet

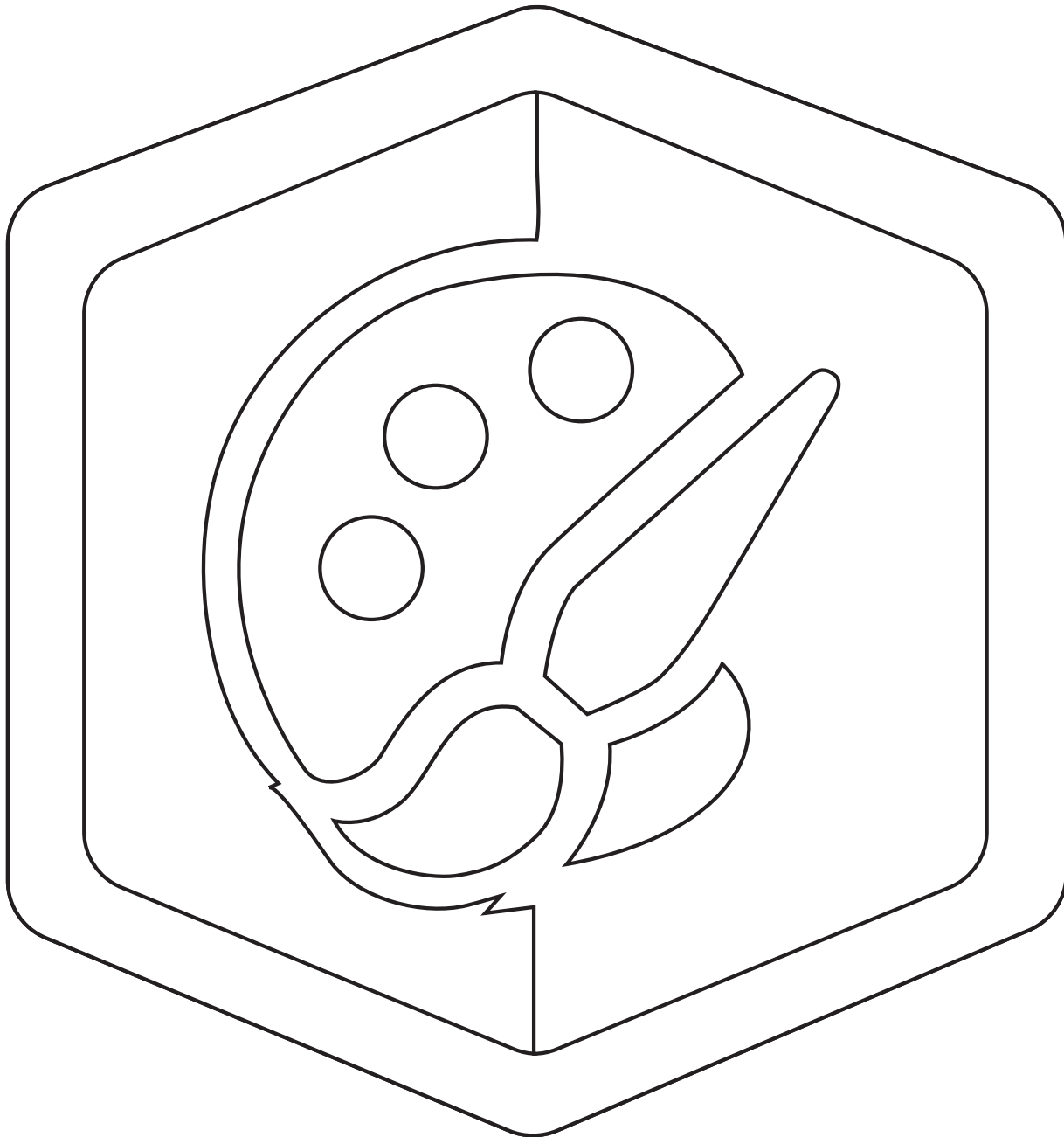
Here are suggestions for supporting your child's learning:

Ask: What things do you keep organized? (Toys, dolls, books, games, clothes and collections are possibilities that might be appropriate.) How do you keep them organized? Do you sort them by color, size, shape or something else? What are other places in our house that have items that are organized? (Example to consider are pantry, dish cupboard, closets, dressers and toolboxes. A calendar where family events, practice schedules, birthdays and other specials days are organized is another place to consider.) Why do we organize these spaces? Is there a place in our house that needs better organization? How might we do that?



Do: Help your child develop a morning or evening routine checklist including tasks such as getting dressed, eating breakfast and brushing teeth. As each task is completed, your child can check or mark that task on the list. For repeated use, you might consider using a small whiteboard with dry erase markers or a paper list posted on your refrigerator with magnets to mark the completed tasks. When all the tasks are finished, reflect with your child how it felt to be organized and ready for school or for bedtime.

Read: The picture books listed below are excellent for you to read aloud to your child. Remember to stop and ask your child questions as you read the text: What do you notice in the picture? What is this worker doing? How did the worker learn how to work? How did this worker learn how to do that job?

- M is for Money: An Economics Alphabet by Debbie and Michael Shoulders
- Lemons and Lemonade: A Book about Supply and demand by Nancy Loewen
- Lemonade in Winter: A Book About Tow Kids Counting Money by Emily Jenkins
- Pizza Counting by Christina Dobson



Planet A
Artistic Planet



Name

Planet A, The Artistic Planet

Here are suggestions for supporting your child's learning:

Ask: What face did you paint for the character at the Galaxy carnival? What story did you imagine for that character? What musical instruments have you seen or tried? What kind of songs might you make using those instruments? Would those songs tell a story? What kinds of artistic tools do you like to use? (Examples might include crayons, pencils, paints, Play-Doh or clay.) What would you like to create at home? What types of materials might we need you to do this work? What story would it tell?

Do: Explore with your child to see where and how creativity is expressed. Is it through doodling on scraps of paper? Or dancing around the home? Or dressing up in costumes? Or putting on plays? See what activities foster your child's creativity and then build on them. Attend public concerts, plays and other events. Many communities offer free events throughout the year – including ones especially appropriate for young children. Possibilities include street or subway musical performances, parades and marching bands and community theaters. Check with local schools, colleges and universities for additional performance options open to the public. Don't forget story times at your local library.

Read: The picture books listed below are excellent for you to read aloud to your child. Remember to stop and ask your child questions as you read the text: What do you notice in the picture? What is this worker doing? How did the worker learn how to work? How did this worker learn how to do that job?

- I Want to be a Musician by Dan Liebman
- So You Want to be a Chef by JM Bedell
- What Do Illustrators Do? by Eileen Christelow
- When I Grow Up by Tad Carpenter